

GOOD NEWS CLUB AGENDA

THANKSGIVING – *Being Thankful in Hard Times*

WEEK OF:

MAIN TRUTH: You can be thankful even when things are hard.

TO DO AS THE CHILDREN ARRIVE:

1. Greet the children; make them feel welcome.
2. Take attendance.
3. Listen to previous week's memory verse.
4. Have children put money in missions bank.
5. Have children put candy corn in their team's container according to the number of points earned.
(*This is the last week for this contest.*)

PRE-SESSION ACTIVITY:

1. OLDER CHILD: "God's Gifts to Us"
2. YOUNGER CHILD: Thanksgiving Activity Sheet

SONG: (2 minutes)

PRAYER: (3 minutes)

1. Prayer song: _____
2. Ask the children to share any "Thank You Prayers" or "Please Prayers" they have.
3. Lead the children in "Thank You Prayers" and "Please Prayers."

MEMORY VERSE: (7 minutes)

Psalm 100:4 – "Enter into His gates with thanksgiving, and into His courts with praise; be thankful unto Him, and bless His name." (The underlined portion of the verse indicates what the younger children should memorize.)

"Hide-A-Word" – After you have read this verse from the Bible, explained what it means, and repeated it at least two times, you may begin this drill. Prepare several Post-It Notes (several layers thick so it cannot be read through). Choose a child to use the Post-It Notes to cover one word of the verse. Children then try to say the verse with that one word hidden. Repeat several times, asking different children to cover different words each time.

HYMN FOR GOD'S MISSIONARY AT WORK: (2 minutes)

BIBLE LESSON: (20 minutes)

THANKSGIVING – *Being Thankful in Hard Times*

COUNSEL TIME:

(If you have a helper, hostess, or Teacher Junior Grade, let them do the review time while you counsel those who responded to the invitation. Otherwise, at the end of club, be sure to remind the children who responded to the invitation to stay after club for a few minutes.)

LEARNING ABOUT THE BIBLE & THE OLD TESTAMENT BOOKS: (5 minutes)

Teach information for Week #6.

TAKE TIME TO REVIEW/QUIET TIME NOTEBOOK: (1 minute)

From the returned TTtR/Q.T.N.s, mention one or two of the children's responses to the Main Truth challenge. Hand out Take Time to Review/Quiet Time Notebook, *Being Thankful in Hard Times*. Ask the children to complete the booklet before the next club. Remind them that they need to show you their TTtR/Q.T. Notebook next week.

MISSIONARY TIME: (14 minutes)

1. Sing "God's Way" while child comes to look in the "Go and Tell" Box.
2. Share missionary information for the "Go and Tell" Box – Week #5 and pray. (See attached page.)
3. Show goal chart and mention the amount given so far.
4. Missions song: _____
5. Story: *No Darkness At All*. Teach the part of the story for Week #7.

REVIEW ACTIVITY: (6 minutes)

Use the activity below or the Bible Learning Game from "**Involvement Helps for Younger Children.**"

"Happy Thanksgiving" – Thanksgiving symbols can be used to play CONCENTRATION. (See attached pattern.) You will need to make a duplicate copy of the pattern sheet. Flock the backs of each symbol and cut them out. You will also need sixteen felt or posterboard squares. Print the numbers 1-16 on the front sides and flock the backs so the squares will stick to the flannelboard. When playing this game, place the Thanksgiving symbols on the flannelboard behind the squares. The child who correctly answers a review question may choose any two of the numbered squares. If the two symbols do not match, place the squares back over the symbols. When the symbols do match, leave them uncovered. Continue playing until all the symbols are matched. –Adapted. *GIVE & TAKE*, November/December 1995.

Review questions for THANKSGIVING:

1. What was the NEW WORLD called? (America)
2. Who were the people who went to the New World to worship God freely? (Pilgrims)
3. What were the things the pilgrims had to make by themselves? (Homes, furniture, dishes, clothes)
4. Why did the pilgrims celebrate Thanksgiving? (To thank God for what God has enabled them to do.)
5. Who proclaimed a National Thanksgiving Day? (Abraham Lincoln)
6. Whom did the 10 lepers ask to have mercy on them? (Jesus)
7. We learned how leprosy reminds us of something you and I are born with that makes us unclean. What is that thing that makes us unclean? (Sin)
8. What miracle happened when the 10 lepers obeyed Jesus? (Their leprosy was gone. They were completely healed!)
9. How many lepers came back to Jesus to thank Him? (One)
10. What was the most wonderful thing that we should thank God for? (Sending His Son Jesus to die on the cross and come alive again to save us from our sin)

*COUNSEL TIME: (*Only if you did not counsel with the children earlier.)

SEND HOME WITH THE CHILDREN:

1. Pre-session papers for older and younger child
2. Memory verse token
3. Take Time to Review/Quiet Time, *Being Thankful in Hard Times*

Name _____

PRE-SESSION, Older Child – THANKSGIVING – *Being Thankful in Hard Times*



GOD'S GIFTS TO US

Fill in the grid below by building from "Thanksgiving Day." Use a pencil. You may have to erase a choice you make. As you fit each word correctly into the puzzle, why don't you thank God for that gift?





AIR
BED
FUN
GOD
HAM
SUN
EYES
LEAD

LOVE
PALS
PETS
RAIN
SALT
TIME
TOYS
BOOKS

BREAD
JESUS
SLEEP
WATER
BIBLES
CHURCH
HEALTH
HEAVEN

SCHOOL
TURKEY
AMERICA
CLOTHES
DOCTORS
PARENTS
PRAYERS
CHRISTMAS



Name _____

PRE-SESSION, Younger Child – THANKSGIVING – *Being Thankful in Hard Times*

Color the things in this picture that we should be thankful for.



“... be thankful unto Him, and bless His name.”

Psalm 100:4

Being Thankful in Hard Times

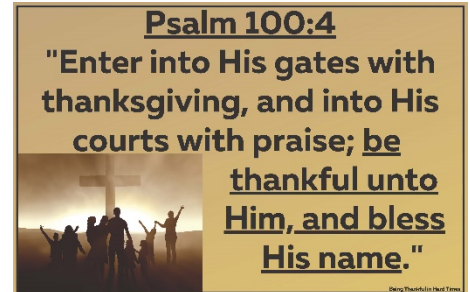
Psalm 100:4

***“Enter into His gates with thanksgiving, and into His courts with praise;
be thankful unto Him, and bless His name.”***

(The underlined portion of the verse indicates what the younger children should memorize.)

INTRODUCE THE VERSE:

What should you say to someone when they give you a gift or do something nice for you? (“Thank you”). Although most of us are good at remembering to say “Thank you” to people, we sometimes forget to express our thanks to God. Today’s memory verse reminds us that we should remember to give thanks to God.



READ THE VERSE:

Read the verse together from the visualized verse. Then read the verse directly from the Bible.

EXPLAIN THE VERSE:

Psalm 100:4

– This is where the verse is found in the Bible. We call it the address or reference. It is found in the book of Psalm, chapter 100, verse 4.

“Enter into His gates with thanksgiving,”

– In the Old Testament times, those who loved God were told to pass through the gates of the city on the way to the Temple with thanksgiving in their hearts for all God had done for them. We don’t necessarily have city gates we pass through today on our way to worship, but we can still give thanks to the Lord wherever we are.

“and into His courts with praise;”

– The courts were where some of the people stood to worship God when they went to the Temple. This would be similar to our places of worship today. However, we do not have to be in church to give the Lord praise. We can praise Him with our words and actions everywhere and all the time.

“be thankful unto Him,”

– God is so good and has done many wonderful things for us. We should be sure to tell Him, “Thank You.”

“and bless His name.”

– We should give our praise to the Lord, but we can also tell others how thankful we are for Him and for all He has done for us. We can bless the name of God by speaking about Him often.

REPEAT THE VERSE:

“Hide-A-Word” – After you have read this verse from the Bible, explained what it means, and repeated it at least two times, you may begin this drill. Prepare several Post-It Notes (several layers thick so it cannot be read through). Choose a child to use the Post-It Notes to cover one word of the verse. Children then try to say the verse with that one word hidden. Repeat several times, asking different children to cover different words each time.

HELPS FOR YOUNGER CHILDREN

Being Thankful in Hard Times

Memory Verse

For younger children, teach only the underlined portion of the verse.

Psalm 100:4 “*Enter into His gates with thanksgiving, and into His courts with praise; be thankful unto Him, and bless His name.*”

Bible Lesson Involvement Helps

Job:

Have children count with you to ten on their fingers to show the number of children Job had.

S – Have children repeat the definition of sin, using the motions. “Sin is anything you think (point to head), say (point to mouth), or do (make fists) that is not right (shake head “no”) in God’s sight.

Flashcard 1-2:

Divide children into two groups. Group one turns to the other and says, “*God is sovereign.*” Group two turns to them and says, “*God knows about and is in control of all things.*”

Flashcard 1-3:

Each time you teach the MT, you can do motions with the children. YOU (point outward) CAN BE THANKFUL (palm toward chin and moving outward and down) EVEN WHEN THINGS ARE HARD (loose fist with right hand comes down on tight fist of left hand).

Flashcard 1-4:

G – Have children say, “God loves me!” while doing the motions. (Point up to Heaven, Hug self, Point to self)

Have children count with you to ten on their fingers to show the number of children Job had.

Hannah:

Have children show you a sad face like Hannah must have had.

O – Have children sign the name of Jesus. (Right middle finger to bottom of left palm, left middle finger to bottom of right palm).

Flashcard 2-2:

Divide children into two groups. Group one turns to the other and says, “*God is kind.*” Group two turns to them and says, “*He wants to give His people good things.*”

Mary:

Have children show you a surprised face like Mary must have had.

Flashcard 3-2:

Divide children into two groups. Group one turns to the other and says, “*God is omnipresent.*” Group two turns to them and says, “*He is present everywhere.*”

P,E – Sing both verses of “You & Me” with the children. (Speak to your director if you do not know this song).

Flashcard 3-3:

Each time you teach the MT, you can do motions with the children. YOU (point outward) CAN BE THANKFUL (palm toward chin and moving outward and down) EVEN WHEN THINGS ARE HARD (loose fist with right hand comes down on tight fist of left hand).

Flashcard 4-1:

Have children pretend to write down the law, sign it, and post it so everyone can see it.

Flashcard 4-2:

Divide children into two groups. Group one turns to the other and says, "God is faithful." Group two turns to them and says, "He can be trusted to do what is right."



Flashcard 4-4:

Have children show you a worried face, like King Darius must have had.

Bible Learning Game, Main Truth: You can be thankful even when things are hard.

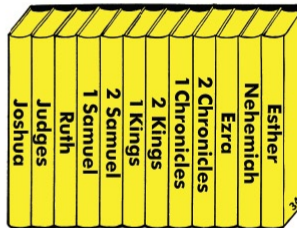
Needed supplies: Cut out one of the included turkeys for each child.

Have children turn around and close eyes, or move to another room with a helper. Hide (or place in view) one turkey for each child in attendance. Count to 3 and have the children turn around or come into the room. Each child finds one turkey and brings it to you. When they hand you the turkey, they must tell you one thing that they are thankful for! When all the children are finished, everyone says today's memory verse together.



LEARNING ABOUT THE BIBLE & THE OLD TESTAMENT BOOKS

WEEK #6



Joshua

Judges

Ruth

(Place figure #1.) (Review the five books of Law and the meaning of each name.) (Place figure #33.) The books of History tell of the failures of God’s people and how God was faithful to love and forgive them. *(Place figure #34.)* There are 12 books of History, but we are only going to learn three today. *(Place Joshua wordstrip.)* The book of Joshua tells us about the battles that the Israelites fought in conquering the Promised Land. Joshua, the man who took Moses’ place, was the general that led the people into battle and the one who wrote this book. *(Place Judges wordstrip.)* Judges is the history of Israel under 13 different judges. These years were Israel’s “dark ages” because they disobeyed God. Yet time and time again, God raised up a judge to deliver them. You may have heard of two of the judges, Gideon and Samson. *(Place Ruth wordstrip.)* The book of Ruth deals with the faithfulness of a woman named Ruth. She married Boaz and was a great-grandmother of King David. This means that she is also related to the Lord Jesus. *(Practice saying the names of the five books of Law and the first three books of History.)*



GO AND TELL BOX

WEEK #5 – INTRODUCE THE SNAVELYS

INFORMATION

(Suggested item to put in the “Go and Tell” Box – a small stuffed, wild animal.)

What do you think this little animal has to do with *going and telling*? *(Let the children share their ideas.)*

There are many animals like this in other countries where missionaries go to serve the Lord. Mr. Mike Snavely was born and raised in South Africa, where his parents were missionaries. As Mr. Mike was growing up, he had many animals as pets, including monkeys, birds, chameleons, and snakes. At one time, he had 13 snakes; two of them were cobras.



Mr. Mike is married to Mrs. Carrie, who was born and raised near Hershey, Pennsylvania. *(Show their picture.)* They continue to live in their home in the Hershey, PA area.

Mr. Mike and Mrs. Carrie are serving the Lord as missionaries by sharing with children and adults the truth about how the world was made. They teach about creation, as it is written in the Bible, just like we will study later this year in club. They speak at many schools, camps, and churches. Some of our missionary offering will be sent to help this missionary couple tell others about how God created the world. We will learn more about them later.

PRAYER

THANK God that Mr. Mike is helping people understand that God designed His wonderful creation.

ASK God to encourage many people to pray for Mr. Mike and Mrs. Carrie and to give of their money so they can continue to serve the Lord.



CHILD EVANGELISM FELLOWSHIP OF EASTERN PENNSYLVANIA, INC.

P.O. BOX 4375. ♦ HARRISBURG, PA 17111-0375



REVIEW GAME
Happy Thanksgiving Concentration



It is good to thank God



- We should be thankful for something even more wonderful God has done

- God sent Jesus to save us from our sin!

Position #4

- If we die in our sins we'll be separated from God; I have good news

Position #5

- He died on the cross for us and became our substitute

P
1 Peter 1:18, 19 - ". . . Redeemed . . . with the precious blood of Christ. . ."

- Jesus died, but He didn't stay dead; He arose the third day

E
- If you want your sins forgiven, you must believe Jesus died for you

Position #6

- "Thank you for dying on the cross . . ."

Position #7

- "Forgive me of my sin"

INVITATION

Romans 10:13 - "For whosoever shall call upon the name of the Lord (If you ask Jesus to forgive you of your sin) **shall be saved** (He will do it)."

S

P, E

L

**BOW HEADS
RESPONSE**

CHALLENGE

**G - Go over the MT
IT IS GOOD TO THANK GOD**

**R - Review PAS verse
Psalm 92:1 - "It is a good thing to give thanks unto the Lord, and to sing praises unto Thy name . . ."** (M.V.)

O - Overview PAS examples

1.

2.

3.

W - Will you do it?

**THANKSGIVING
It's Good To Give Thanks**

- Over 300 years ago, everyone in England was TOLD what church to go to

- It was the law!

- Some thought it was not right for government to tell them which church to go to

- These Christians started their own churches; more like the Bible said should be

- This made the government officials angry; many Christians were imprisoned

FLASHCARD #1

- Christians refused to stop worshiping God as the Bible says we should

- Christians, "Let's go to the New World and worship God there as we should"

- New World called "America"; few had ever seen it

- Christopher Columbus had found Indians living there!

- People who went to the New World to worship God freely were called Pilgrims

- First group traveled on small ship called "Mayflower"; journey was long and hard

FLASHCARD #2

- First year was hard; they had to clear land, build their homes & find food for families

- Many of the people died

- The Pilgrims would not have made it without the help of the Indians

- The Indians showed them how to grow crops in the different climate

- Pilgrims didn't have any machines to help; only their strong arms, friends, family

- Pilgrim homes were very different; no stoves, only fireplaces for heat & light

- Furniture was homemade; Pilgrims made dishes, tools and clothes, even shoes

- Life wasn't easy, but . . .

- . . . they thanked God for freedom to worship Him
- God helped them, because He loved them

G

FLASHCARD #3

- In 1620, William Bradford joined Pilgrims on ship to go to the New World
- A year later, he became the Governor; he was a wise man
- He got along well with Indians; helped Pilgrims solve many problems
- Bradford, "We must set aside a special time to give thanks"
- Bradford continued; "thanks for what God has enabled us to do."
- And they did!

FLASHCARD #4

- What a wonderful time of celebration; Indians brought turkey, deer meat

- They sat around long tables, out-of-doors to eat, sing, and thank God

MT - IT IS GOOD TO THANK GOD

- Over the years, relatives of Pilgrims set aside a day to give thanks to God
- Abraham Lincoln proclaimed a national Thanksgiving Day
- Today, Americans observe Thanksgiving by eating some of same foods
- Sadly, many people don't remember to thank God; the reason for celebration
- People are always doing this to God; taking but forgetting to say thanks
- Bible tells us about a time like this involving Jesus, God's Son

O

- Jesus met 10 very sick men

Position #1

- The 10 men were lepers

Position #2

- They had a disease; leprosy
- Lepers weren't allowed to live with other people, even families; leprosy was terrible
- If someone came near, the lepers, had to shout, "Unclean, unclean!"
- We are all unclean

S, PAU

Isaiah 64:6 - "But we are all as an unclean thing our rags" . . . **nighteousnesses are as filthy**

- 2.
- 3.

- When 10 lepers saw Jesus didn't run, they cried "Master, have mercy on us!"
- Jesus, "Go show yourselves to the priests"
- The 10 lepers obeyed Jesus; they ran off to see the priests
- Before they even got there a miracle happened

- They were completely healed!
- Do you think they were thankful? They must have been, but only one returned
- How excited he must have been! He came to Jesus and shouted, "Thank you God"

MT, PAS - IT IS GOOD TO THANK GOD

Psalm 92:1 - "It is a good thing to give thanks unto the Lord, and to sing praises unto Thy name" (M.V.)

- 1.
- 2.
- 3.

- As he fell down in front of Jesus; perhaps he said, "Thank you, Lord Jesus"
- Jesus, "Weren't ten lepers healed, where are other nine?"

Position #3

- The other nine didn't thank God for this miracle
- It is a good thing to thank God for our food and homes; it's right to be thankful